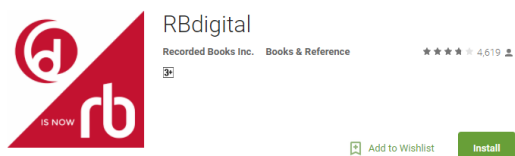


RBDigital magazines – App User Guide

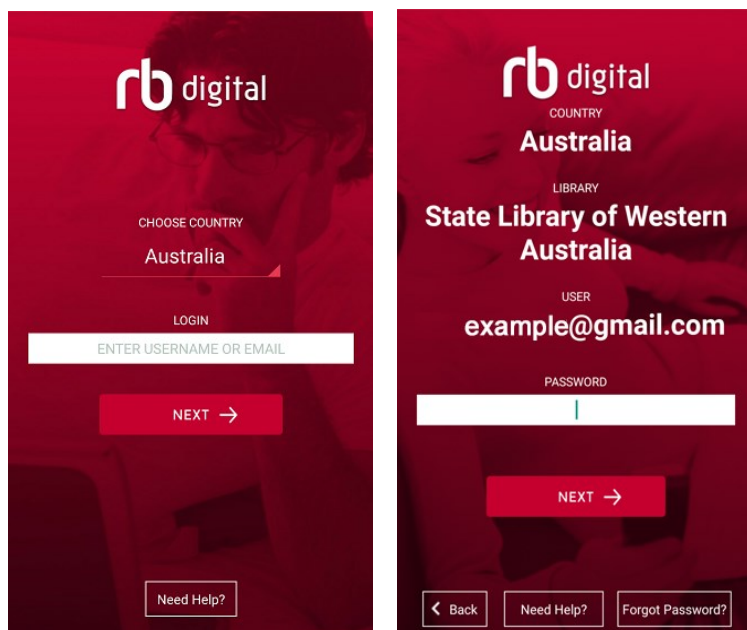
1. Go to the Albany Public Library website and follow the links through to the RBDigital website www.albanylibrary.com.au
2. Select 'Create New Account'.



3. Enter in your **library card number** and select 'Next'. Enter in your details.
4. Once you have completed the setup of your account, go to the **App Store** (Apple) or **Play Store** (Android) and install the **RBDigital** app.

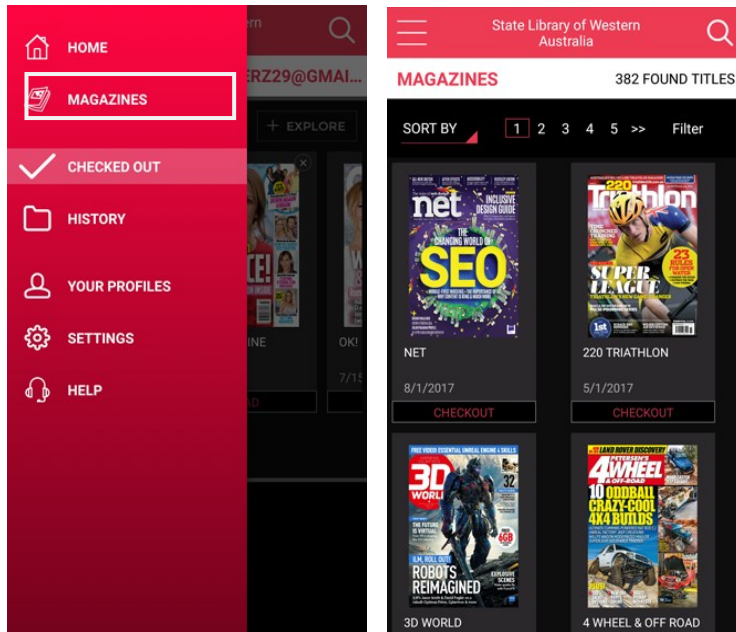


5. Open the app and select "Australia" as the country then enter in your **email address**. Tap Next.
6. Search for and select **State Library of Western Australia** as your library and then enter in your **password**. Tap Next.

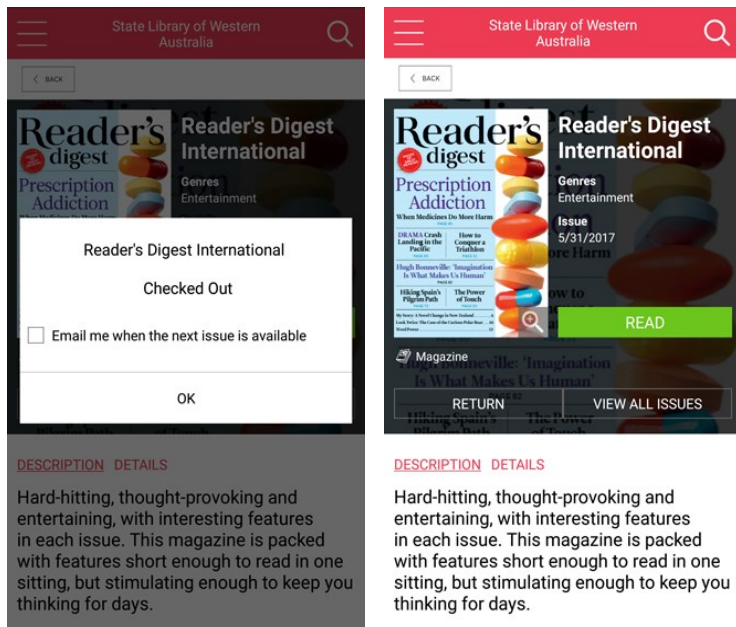


7. Select **Magazines** from the menu to browse for new issues to checkout.

RBDigital magazines – App User Guide



8. Select **Checkout** to download a magazine issue, and OK to confirm.
9. Select **Read** to download and read the magazine issue.



10. To view all issues on loan, select **Checked Out** from the menu.
11. There are no expiry dates for magazines. To delete a magazine issue simply select the 'X' in the top-right corner of the cover.