

# CITY OF ALBANY ENGINEERING SERVICES

## STANDARD CONSTRUCTION DRAWINGS

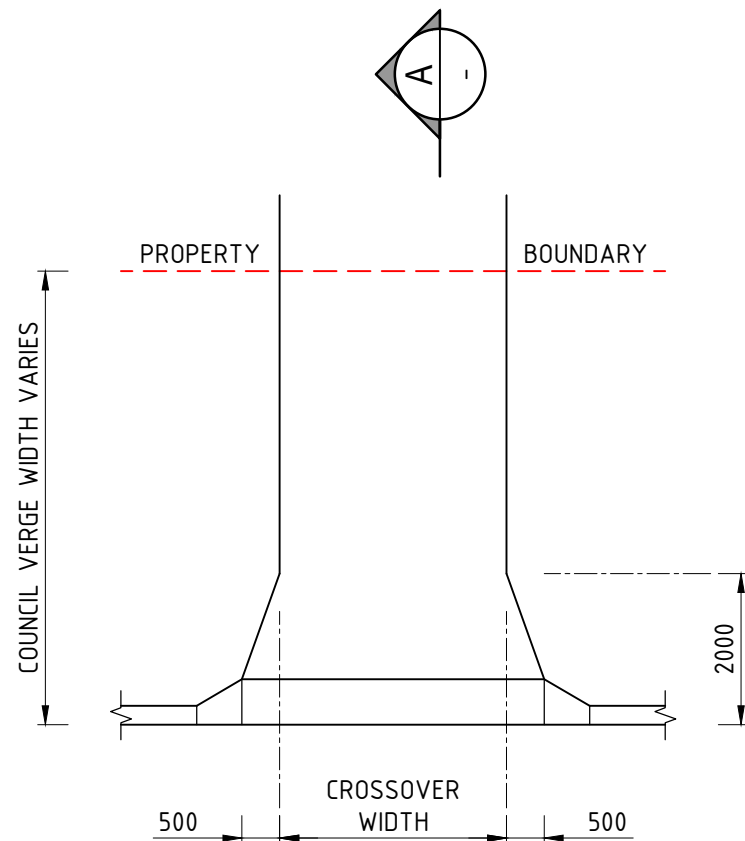
<u>CATEGORY</u>	<u>DRAWING No.</u>	<u>DRAWING TITLE</u>	<u>REVISION</u>
DRAINAGE	STD-01-01	TYPICAL MANHOLE	REV 0
	STD-01-02	UNIVERSAL SIDE ENTRY PIT	REV 0
	STD-01-03	COMBINATION SIDE ENTRY PIT	REV 0
	STD-01-04	GRATED GULLY PIT	REV 0
	STD-01-05	HOUSE CONNECTION PIT	REV 0
	STD-01-06	UNDERGROUND STORAGE PIT	REV 0
	STD-01-07	KERB OUTLET	REV 0
KERBING	STD-02-01	TYPE 1 KERB PROFILES	REV 0
	STD-02-02	TYPE 2 KERB PROFILES	REV 0
	STD-02-03	TYPE 3 KERB PROFILES	REV 0
	STD-02-04	CONCRETE APRON	REV 0
PATHWAYS	STD-03-01	CONCRETE PATHWAY DETAILS	REV 0
	STD-03-02	ASPHALT PATHWAY DETAILS	REV 0
	STD-03-03	PEDESTRIAN RAMP - TYPE 1	REV 0
	STD-03-04	PEDESTRIAN RAMP - TYPE 2	REV 0
	STD-03-05	BICYCLE ENTRY & EXIT RAMP DETAILS	REV 0
SIGNS	STD-04-01	STREET NAME SIGNS	REV 0
CROSSOVERS	STD-05-01	STANDARD CROSSOVER - CONCRETE	REV 0
	STD-05-02	STANDARD CROSSOVER - ASPHALT	REV 0
	STD-05-03	STANDARD CROSSOVER - PAVED	REV 0
TREE PLANTING	STD-06-01	TREE PLANTING DETAILS	REV 0



102 NORTH ROAD, YAKAMIA WA 6330  
 PO BOX 484 ALBANY WA 6331  
 Tel: (08) 9841 9333  
 Fax: (08) 9841 4099  
 Email: [cityassets@albany.wa.gov.au](mailto:cityassets@albany.wa.gov.au)  
 Website: [www.albany.wa.gov.au](http://www.albany.wa.gov.au)

CROSSOVER CONSTRUCTION DETAILS					
CROSSOVER TYPE	CONCRETE THICKNESS	CONCRETE STRENGTH	MESH TYPE	SUB-BASE THICKNESS ON SAND	SUB-BASE THICKNESS ON CLAY
DOMESTIC	100mm	20MPa	-	75mm	100mm
COMMERCIAL/INDUSTRIAL	150mm	25MPa	F62	100mm	125mm
HEAVY INDUSTRIAL	200mm	25MPa	F62	125mm	150mm

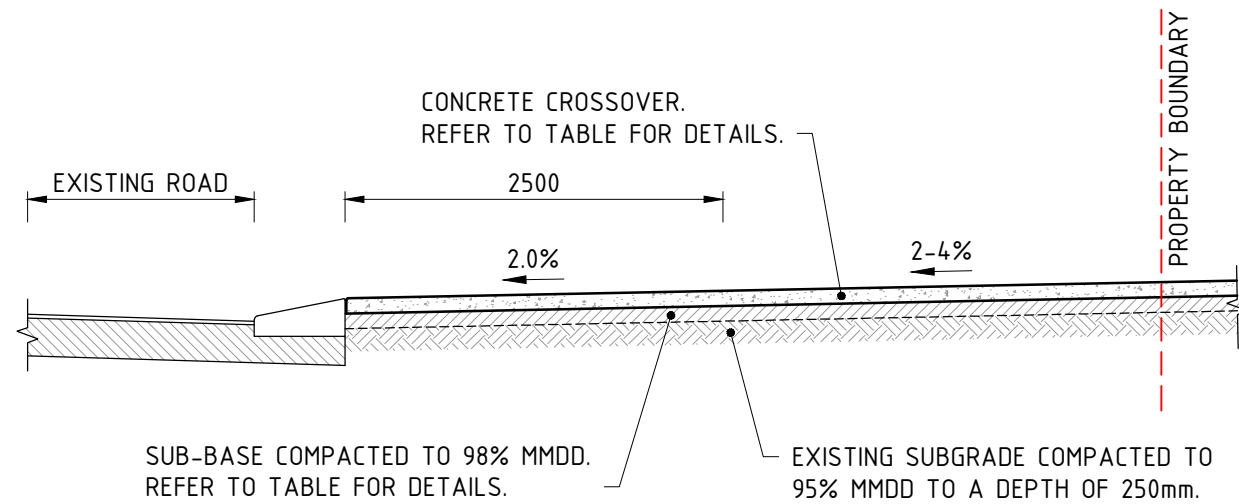
ALLOWABLE CROSSOVER DIMENSIONS			
CROSSOVER CLASS	MINIMUM WIDTH @ BOUNDARY	MAXIMUM WIDTH @ BOUNDARY	MAXIMUM WIDTH @ ROAD
1 OR 2 DWELLINGS ON A SINGLE LOT	3.0m	6.0m	7.0m
SINGLE RESIDENTIAL ON HIGHWAY OR MRD	3.0m	6.0m	7.0m
GROUPED DWELLINGS 3 OR MORE	3.0m	7.5m	7.5m
COMMERCIAL	5.5m	7.5m	7.5m
LIGHT INDUSTRIAL	5.5m	7.5m	7.5m
HEAVY INDUSTRIAL	6.0m	10.0m	10.0m
SERVICE STATIONS	7.5m	10.0m	10.0m



**PLAN**  
SCALE: 1:100

**NOTES:**

- CROSSOVER TO GRADE UP @ 2.0% FROM BACK OF CONCRETE APRON OR MOUNTABLE KERB FOR A DISTANCE OF 2.5m.
- FOR CROSSOVERS CONSTRUCTED ON NON KERBED ROADS ASSUME KERB IN PLACE WHEN ESTABLISHING LEVELS.
- WHERE THERE IS AN EXISTING PATHWAY IN VERGE REFER TO THE SPECIFICATION FOR DETAILS.
- FOR COMMERCIAL/INDUSTRIAL AND HEAVY INDUSTRIAL CROSSOVERS CONCRETE APRONS ARE TO BE REINFORCED WITH F62 MESH.
- FOR CROSSOVERS THAT DO NOT CONFORM TO THESE STANDARD LEVELS CONTACT CITY OF ALBANY FOR FURTHER DETAILS.



**SECTION A-A**  
SCALE: 1:50

REV	DESCRIPTION	APPROVED	DATE
0	APPROVED		



102 NORTH ROAD, YAKAMIA WA 6330  
 PO BOX 484 ALBANY WA 6331  
 Tel: (08) 9841 9333  
 Fax: (08) 9841 4099  
 Email: cityassets@albany.wa.gov.au  
 Website: www.albany.wa.gov.au

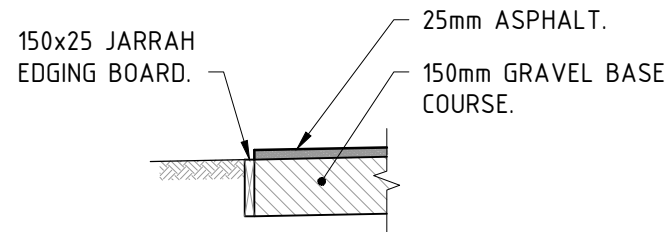
**CONSTRUCTION ISSUE**

AUTHORISED	DESIGNED	DRAWN
		JLP

THIS DRAWING IS NOT TO BE USED FOR CONSTRUCTION UNLESS SIGNED AS APPROVED

PROJECT					
CITY OF ALBANY ENGINEERING SERVICES STANDARD CONSTRUCTION DRAWINGS					
DRAWING NAME					
STANDARD CROSSOVER - CONCRETE					
DRAWING No	FILE REF	JOB No	SCALE	SHEET No	REV
-	-	-	AS SHOWN	STD-05-01	0

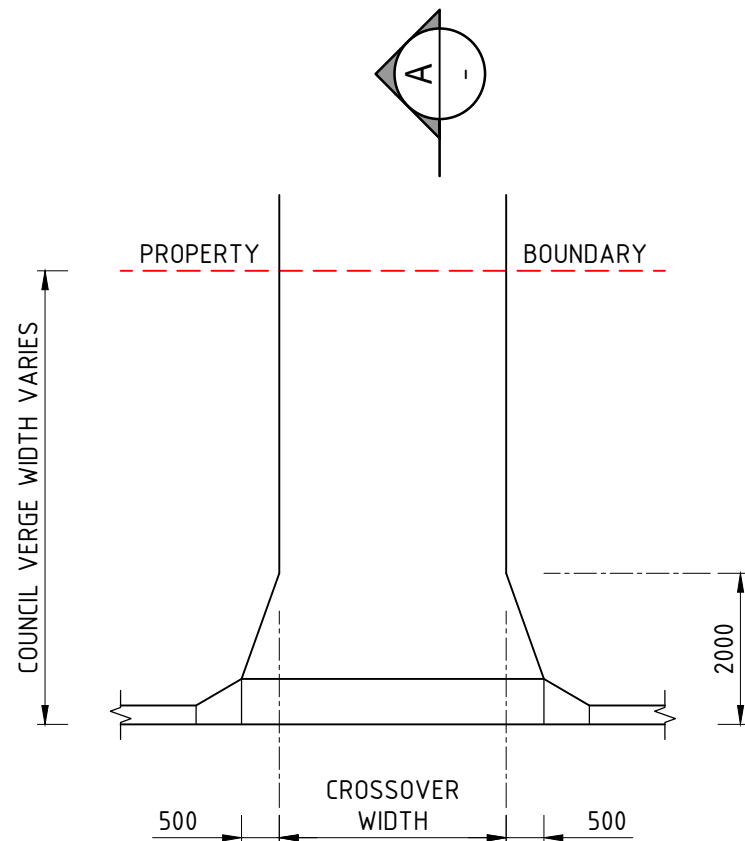
CROSSOVER CONSTRUCTION DETAILS		
CROSSOVER TYPE	SUB-BASE THICKNESS ON SAND	SUB-BASE THICKNESS ON CLAY
DOMESTIC	75mm	100mm
COMMERCIAL/INDUSTRIAL	100mm	125mm
HEAVY INDUSTRIAL	125mm	150mm



### TIMBER EDGING DETAIL

SCALE: 1:20

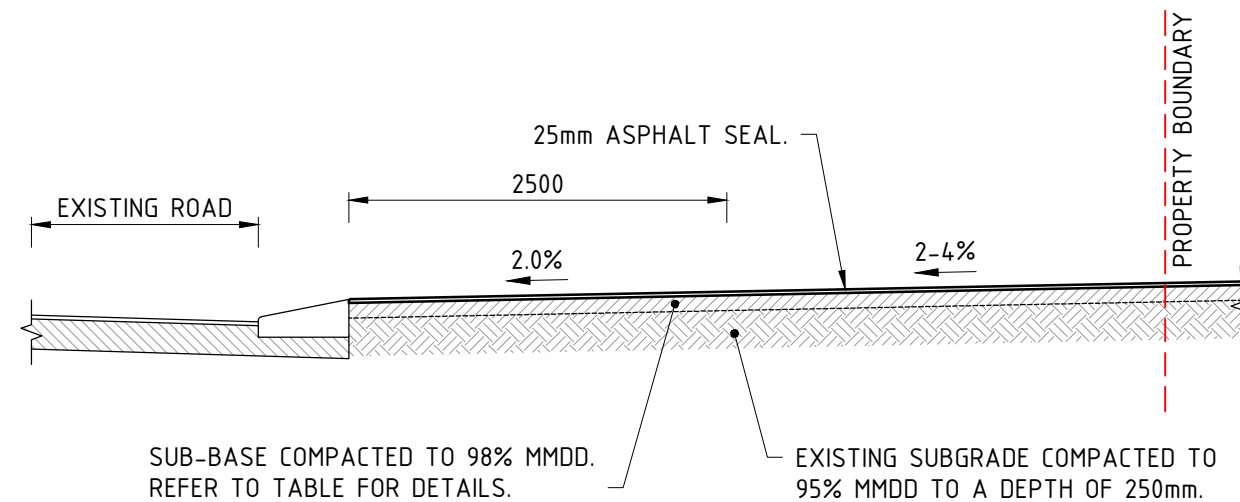
ALLOWABLE CROSSOVER DIMENSIONS			
CROSSOVER CLASS	MINIMUM WIDTH @ BOUNDARY	MAXIMUM WIDTH @ BOUNDARY	MAXIMUM WIDTH @ ROAD
1 OR 2 DWELLINGS ON A SINGLE LOT	3.0m	6.0m	7.0m
SINGLE RESIDENTIAL ON HIGHWAY OR MRD	3.0m	6.0m	7.0m
GROUPED DWELLINGS 3 OR MORE	3.0m	7.5m	7.5m
COMMERCIAL	5.5m	7.5m	7.5m
LIGHT INDUSTRIAL	5.5m	7.5m	7.5m
HEAVY INDUSTRIAL	6.0m	10.0m	10.0m
SERVICE STATIONS	7.5m	10.0m	10.0m



**PLAN**  
SCALE: 1:100

**NOTES:**

- CROSSOVER TO GRADE UP @ 2.0% FROM BACK OF CONCRETE APRON OR MOUNTABLE KERB FOR A DISTANCE OF 2.5m.
- FOR CROSSOVERS CONSTRUCTED ON NON KERBED ROADS ASSUME KERB IN PLACE WHEN ESTABLISHING LEVELS.
- WHERE THERE IS AN EXISTING PATHWAY IN VERGE REFER TO THE SPECIFICATION FOR DETAILS.
- FOR CROSSOVERS THAT DO NOT CONFORM TO THESE STANDARD LEVELS CONTACT CITY OF ALBANY FOR FURTHER DETAILS.



**SECTION A-A**  
SCALE: 1:50

REV	DESCRIPTION	APPROVED	DATE
0	APPROVED		



102 NORTH ROAD, YAKAMIA WA 6330  
 PO BOX 484 ALBANY WA 6331  
 Tel: (08) 9841 9333  
 Fax: (08) 9841 4099  
 Email: cityassets@albany.wa.gov.au  
 Website: www.albany.wa.gov.au

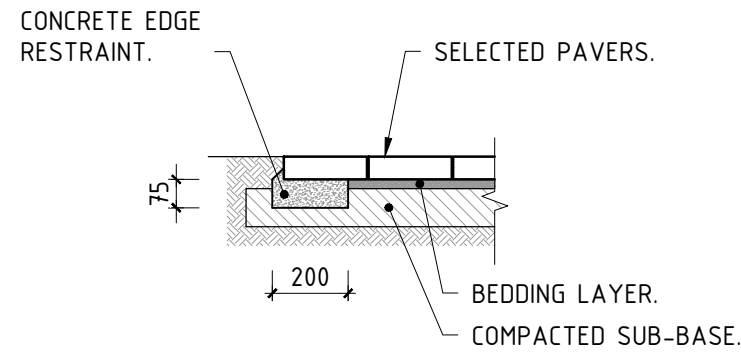
## CONSTRUCTION ISSUE

AUTHORISED	DESIGNED	DRAWN
		JLP

THIS DRAWING IS NOT TO BE USED FOR CONSTRUCTION UNLESS SIGNED AS APPROVED

PROJECT					
CITY OF ALBANY ENGINEERING SERVICES STANDARD CONSTRUCTION DRAWINGS					
DRAWING NAME					
STANDARD CROSSOVER - ASPHALT					
DRAWING No	FILE REF	JOB No	SCALE	SHEET No	REV
-	-	-	AS SHOWN	STD-05-02	0

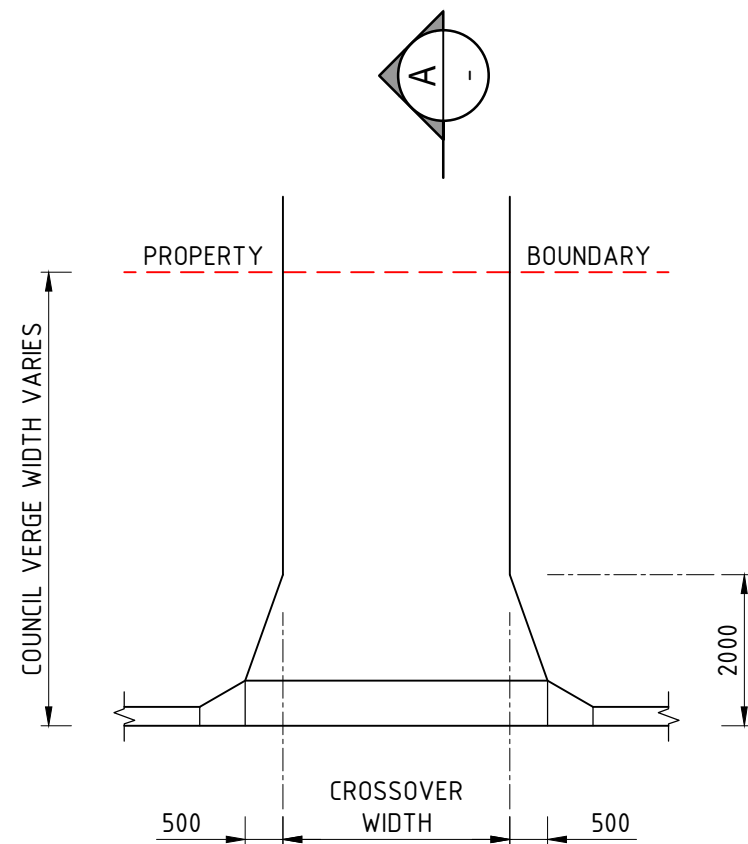
CROSSOVER CONSTRUCTION DETAILS		
CROSSOVER TYPE	SUB-BASE THICKNESS ON SAND	SUB-BASE THICKNESS ON CLAY
DOMESTIC	75mm	100mm
COMMERCIAL/INDUSTRIAL	100mm	125mm
HEAVY INDUSTRIAL	125mm	150mm



**PAVING EDGE RESTRAINT DETAIL**

SCALE: 1:20

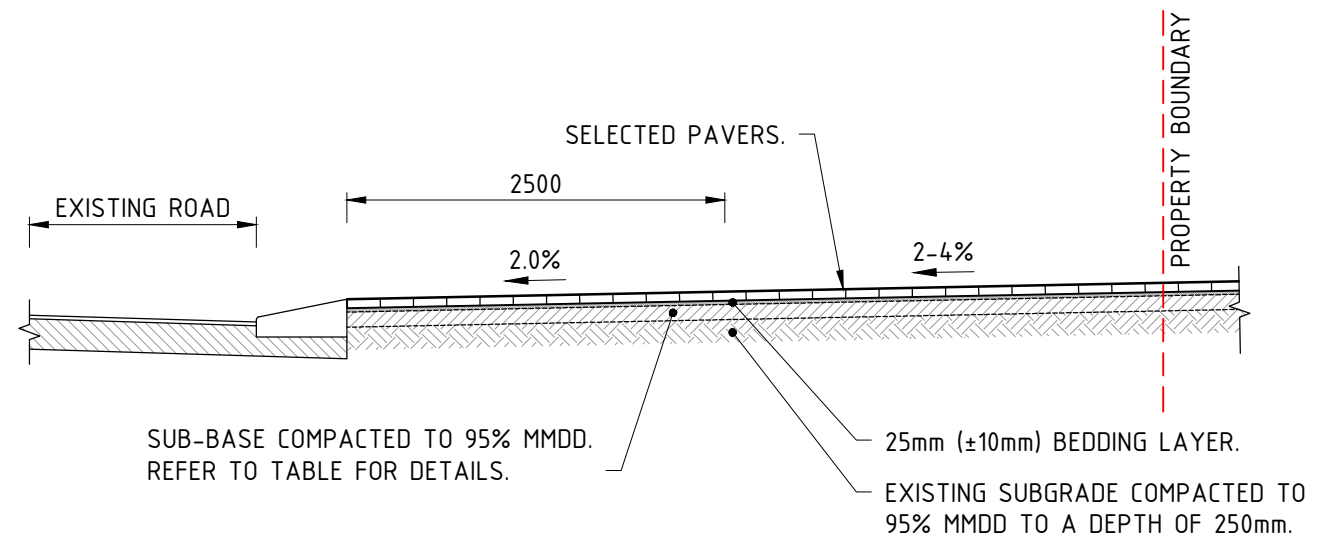
ALLOWABLE CROSSOVER DIMENSIONS			
CROSSOVER CLASS	MINIMUM WIDTH @ BOUNDARY	MAXIMUM WIDTH @ BOUNDARY	MAXIMUM WIDTH @ ROAD
1 OR 2 DWELLINGS ON A SINGLE LOT	3.0m	6.0m	7.0m
SINGLE RESIDENTIAL ON HIGHWAY OR MRD	3.0m	6.0m	7.0m
GROUPED DWELLINGS 3 OR MORE	3.0m	7.5m	7.5m
COMMERCIAL	5.5m	7.5m	7.5m
LIGHT INDUSTRIAL	5.5m	7.5m	7.5m
HEAVY INDUSTRIAL	6.0m	10.0m	10.0m
SERVICE STATIONS	7.5m	10.0m	10.0m



**PLAN**  
SCALE: 1:100

**NOTES:**

- CROSSOVER TO GRADE UP @ 2.0% FROM BACK OF CONCRETE APRON OR MOUNTABLE KERB FOR A DISTANCE OF 2.5m.
- FOR CROSSOVERS CONSTRUCTED ON NON KERBED ROADS ASSUME KERB IN PLACE WHEN ESTABLISHING LEVELS.
- WHERE THERE IS AN EXISTING PATHWAY IN VERGE REFER TO THE SPECIFICATION FOR DETAILS.
- FOR CROSSOVERS THAT DO NOT CONFORM TO THESE STANDARD LEVELS CONTACT CITY OF ALBANY FOR FURTHER DETAILS.



**SECTION A-A**

SCALE: 1:50

REV	DESCRIPTION	APPROVED	DATE
0	APPROVED		



102 NORTH ROAD, YAKAMIA WA 6330  
 PO BOX 484 ALBANY WA 6331  
 Tel: (08) 9841 9333  
 Fax: (08) 9841 4099  
 Email: cityassets@albany.wa.gov.au  
 Website: www.albany.wa.gov.au

**CONSTRUCTION ISSUE**

AUTHORISED	DESIGNED	DRAWN
		JLP

THIS DRAWING IS NOT TO BE USED FOR CONSTRUCTION UNLESS SIGNED AS APPROVED

PROJECT					
CITY OF ALBANY ENGINEERING SERVICES STANDARD CONSTRUCTION DRAWINGS					
DRAWING NAME					
STANDARD CROSSOVER - PAVED					
DRAWING No	FILE REF	JOB No	SCALE	SHEET No	REV
-	-	-	AS SHOWN	STD-05-03	0