

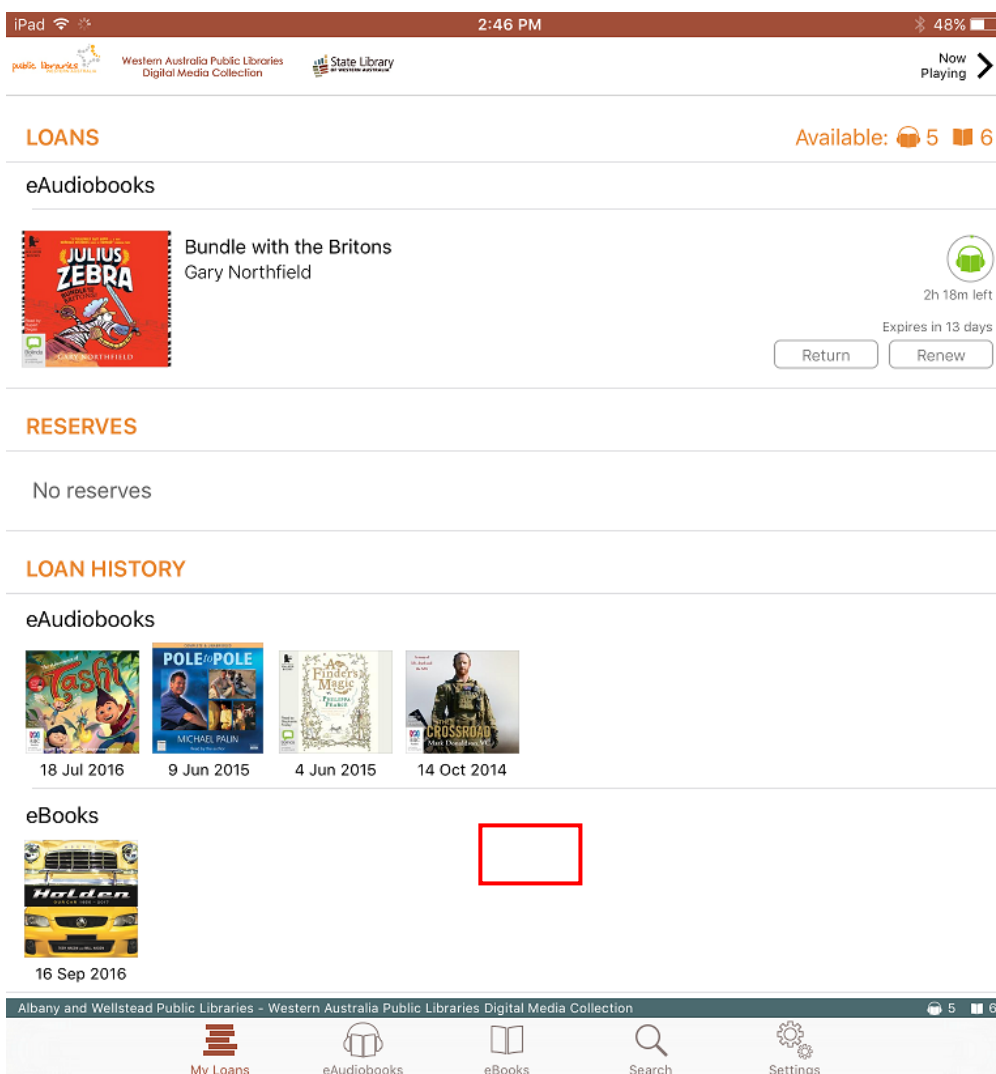
BorrowBox – App User Guide

eBooks and eAudiobooks

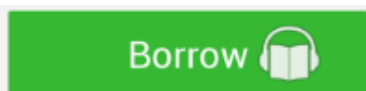
1. Download the **BorrowBox** app from the App Store (Play Store for Android)



2. Open the BorrowBox app
3. Select your Library
4. Enter your library card barcode in uppercase into the ID/Barcode field
5. Enter your Password (default password is 6330)
6. Tap 'Sign In'
7. Tap on the Magnify glass to search for a title, or tap on the eAudiobooks or eBooks icon to browse those collections



8. Find a title you wish to borrow or reserve. You may have a combined maximum of 6 loans and reserves.
9. Tap on '**Borrow**' to loan a title



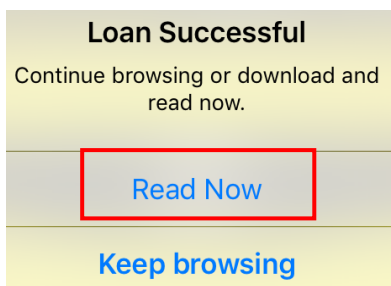
BorrowBox – App User Guide

eBooks and eAudiobooks

10. Or, tap on **'Reserve'** to reserve a title that is currently out on loan



11. Tap **'Keep browsing'** if you wish to look for more titles, or click **'Listen Now'** / **'Read now'** to download the title



12. eBook titles are small files and will take approximately 1 minute to download. eAudiobook titles will download chapter by chapter and may take up to 1 hour to download depending on your internet speed.



13. Titles can be returned early, otherwise they will automatically be deleted at the end of their 14 day loan.